

Moulding & Millwork Profile Guide



About OrePac Building Products



OUR HISTORY

OrePac is a family-owned and operated business, founded by the Hart family in 1977. Through strong leadership and a commitment to success, the company has grown into one of the premier distributors in the building industry.

Trust, integrity, and a dedication to excellence are the values most important to OrePac. That commitment can be found in the services we offer, the quality of the products we provide, and the way we treat our employees and customers. This dedication to our markets has enabled us to make a positive impact on the shelter industry and the communities we serve.

OREPAC TACOMA

OrePac Building Products established the Tacoma, Washington branch in 1981. The branch has expanded to 14 tractors, 22 trailers, and 200,000 square feet of covered warehouse space. Tacoma is proud to serve the surrounding areas of northwestern Washington, as well as all of Alaska. Our Tacoma branch is known as the leader in PVC, composite, and cedar decking within their market.



★ **CORPORATE**
Wilsonville, OR

● **DISTRIBUTION CENTERS**



DISTRIBUTION CENTERS

Boise, ID
Bozeman, MT
Denver, CO
Ontario, CA
Phoenix, AZ
Sacramento, CA
Salt Lake City, UT
Spokane, WA
Tacoma, WA
Wilsonville, OR

Table of Contents



623 (see page 11)



495 E2E Bullnose (see page 24)



356 Colonial (see page 18)

05 MOULDING 101

- 05 Handling of Millwork
- 06 Common Moulding Applications
- 08 Species Types

10 PROFILES

- 10 Architrave
- 11 Base
- 18 Casing
- 25 Crown
- 28 Stool, Chair Rail, Wainscot Cap, Base Cap
- 32 Rounds
- 33 Square, Stop, Parting Strip
- 34 Brickmould, Shake Mould, Hand Rail
- 35 Outside Corner
- 36 Lattice, Open Trim
- 37 Cove
- 38 Miscellaneous
- 43 Boards
- 51 Jambs, Frames
- 54 Mullion, Astragals, Plinth, Rosette, Universal Base Corners



Unfinished Woodwork is Vulnerable!

- Apply finish as soon as possible following the manufacturer's finishing instructions.
- Never expose unpainted millwork to direct sunlight!
- Always protect unfinished millwork from moist conditions. Never store on the ground, on concrete, or where rain can blow in.
- All mouldings should be stored horizontally off the floor and in a dry location.

It's critical to protect millwork from direct sunlight prior to finishing to avoid rapid drying and bleaching. Even a few hours exposure to direct sunlight causes drying and bleaching. Millwork must be stored in a dry area away from excess heat. Never store on the ground, nor allow wood to come into direct contact with concrete. The natural tendency of concrete to absorb moisture can create a "wicking" of moisture out of the air or the ground and into the wood.



Mouldings Must be Acclimated

72 hours prior to installation, mouldings should be unbundled and allowed to acclimate to the environment in the room in which they will be installed, with a controlled humidity level. The humidity at the time of acclimation should be similar to the humidity expected upon occupancy of the project.



Finishing

Light sanding is required on all non-primed millwork prior to finishing. Follow manufacturer's recommended instructions for your product type.



BACK BAND

A rabbeted moulding used to surround the outside edge of casing.

BASE

Applied where floor and walls meet, forming a visual foundation. Protects walls from kicks, bumps, furniture, etc. Base shoe and base cap are used to conceal uneven floor and wall junctions.

BASE CAPS

A decorative member installed flush against wall at the top of an S4S baseboard. Can be used as panel moulding.

BASE SHOES

Applied where base moulding meets floor. Protects base from damage. Conceals uneven lines or cracks.

BEDS

Used where walls and ceiling meet. Installed either as flat or projected from surface.

BRICKMOULD

Used as an exterior door and window casing. A thick moulding providing a surface for brick or other siding to butt against.

CASING

Used to trim inside and outside of door and window openings.

CHAIR RAIL

Interior moulding applied about one third up from the floor, paralleling base moulding and encircling the room.

CORNER GUARDS

Outside (OS) corner guard is used to protect corners or to cover ragged edges where wall covering and painted surfaces meet at outside corner.

COVES

Concave profile. Used at corners, particularly as a ceiling cornice.

CROWNS

Used where wall and ceiling meet. Used to cover large angles; always installed projected from surface.

DRIP CAPS

Applied over exterior window and door frames. Keeps water from seeping under the siding. Also directs water away from window glass.

HAND RAIL

Used as a hand support in a stairwell.

HALF ROUNDS

Can be used as a screen moulding, bead shelf edge or panel moulding.

LATTICE

Originally used in trellis work. This small, plain S4S moulding is among the most versatile of profiles.

PANEL MOULD

Used to form panels on walls, ceilings or built up cornice applications.

QUARTER ROUNDS

May be used as a base shoe, inside corner moulding, or to cover any 90 degree recessed junction.

ROUNDS

Most often used as a closet pole.

SHELF EDGE / SCREEN MOULD

Used to hold glass in place. Also called glass stop, cove and bead, putty bead, glazing bead and staff bead.

STOP

Nailed to the face of the door frame to prevent the door from swinging through.

WAINSCOT CAP

Trims out the upper edge or top of a wainscot. Covers plywood's rough sawn edge in installations where it's exposed to view.


SPECIES TYPES



HEMLOCK

Hemlock is light brown with red tinges. It features uneven, commonly twisted grain and has a medium-coarse texture. A good selection if you plan on staining your jamb and frame components.

H



MDF

Medium-Density Fiberboard (MDF) is a reconstituted wood panel product. It is dry-processed fiberboard manufactured from wood fibers. Known for its consistency, ease of handling and superior paint adhesion.


M



SOLID PINE

Clear Pine is a knot-free wood with a signature rustic look. It is very sturdy and durable.

SP



BIRCH

The wood of Yellow Birch is heavy, strong, close-grained, even-textured and shows a wide color variation from reddish-brown to creamy white. It is used for furniture, cabinetry and interior finish.

B



FINGERJOINT PRIMED PINE

Primed Fingerjoint Pine is great for those who plan on painting their millwork but still prefer to work with real wood as opposed to MDF.

FJP



CHERRY

Cherry is a very heavy and strong wood that machines and sands very smooth. From furniture to small accessories to built-ins, this is a top class wood.


C



OAK

Oak is very hard, heavy and strong. Despite its density, it is very easy to work with.

O



WALNUT

Quite durable and strong, its colors can be light to chocolate brown with large grown rings. The sapwood is often times white.

W



KNOTTY ALDER

As one would expect, this wood can have many large knots and splits. This is the perfect choice for rustic style projects.

KA



MAPLE

Maple is characterized as dense and light in color. It is a fine textured and close-grained wood that does not require filling.

MPL



POPLAR

This is the most cost-effective hardwood offered. The softest of the hardwoods, Poplar is excellent for paint grade but can still be stained.

POP



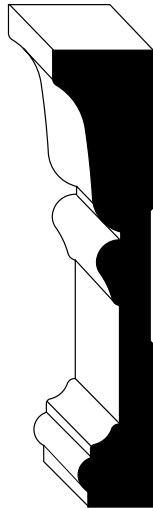
FIR

Douglas Fir is offered in vertical and mixed grain. Its pink color reddens over time.

F

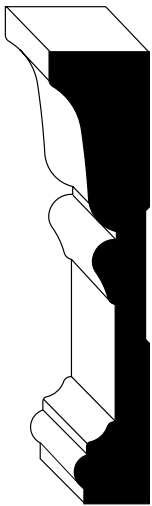


ARCHITRAVE



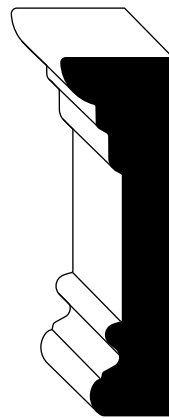
5020 - ARCHITRAVE

1-3/16" x 5-1/4" | (M)



5020A - ARCHITRAVE

1-3/16" x 5-1/4" | (H)




5000 - ARCHITRAVE


1-3/16" x 3-3/4" | (H)


RB3 - ARCHITRAVE


1-3/16" x 3-3/4" | (M)




285 - MOULDED	
1/2" x 5-1/4"	KA
618 - MOULDED	
1/2" x 5-1/4"	H
9/16" x 5-1/4"	M FJP



620 - MOULDED	
1/2" x 4-1/4"	KA 
620 - MOULDED	
9/16" x 4-1/4"	M




217 - MOULDED	
3/8" x 3-1/4"	O
280 - MOULDED	
1/2" x 3-1/4"	KA
623 - MOULDED	
1/2" x 3-1/4"	M
9/16" x 3-1/4"	FJP
7/16" x 3-1/4"	H



625 - MOULDED	
7/16" x 2-1/4"	H
9/16" x 2-1/4"	FJP
634 - MOULDED	
1/2" x 2-1/2"	M

KEY:	 Hemlock	 Fingerjoint Primed Pine	 Oak	 Knotty Alder	 MDF
-------------	---------------------------------------------------------------------------------------------	-------------------------------------------------------------------------------------------------------------	-------------------------------------------------------------------------------------------	----------------------------------------------------------------------------------------------------	-------------------------------------------------------------------------------------------


BASE



496 - BULLNOSE
 1/2" x 5" | KA
 9/16" x 5-3/8" | H



261 - BULLNOSE
 1/2" x 3-1/4" | M



208 - STREAMLINE
 3/8" x 3-1/4" | O

3102 - STREAMLINE
 7/16" x 3-1/4" | H



41 - STREAMLINE
 7/16" x 2-1/4" | H°

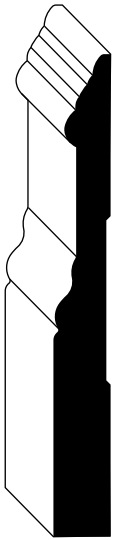


240 - SANITARY
 3/8" x 2-1/4" | H




7550 - CASCADE

5/8" x 5-1/2"



545 - BASE

5/8" x 5"



260 - COLONIAL

3/8" x 3-1/4"



412 - VICTORIAN

9/16" x 4-1/4"



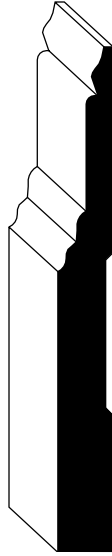
230 - COMBO

5/8" x 2-1/4"

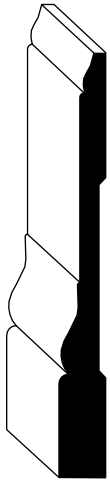


KEY: Hemlock Oak Knotty Alder MDF

BASE




234 - BASE
9/16" x 5-1/2" | (M)




243 - BASE
1/2" x 4-1/4" | (M)




326 - BASE
9/16" x 3-3/8" | (M)



290 - MODERN
1/2" x 4" | (M)



291 - MODERN
1/2" x 5" | (M)



714 - SIERRA
9/16" x 7-1/4" | (M)



473 - E2E BULLNOSE
9/16" x 3-3/8" | (H)
9/16" x 3-9/16" | (KA)



6688 - ALTA
9/16" x 6-1/4" | (M)



218 - SIERRA
9/16" x 5-1/4" | (M)

KEY: (H) Hemlock (KA) Knotty Alder (M) MDF



“

Premium products
to complete your home

”




CASING



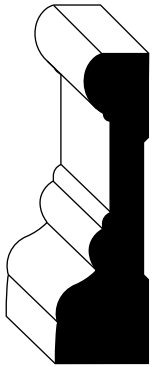
535 - CASING

11/16" x 3-1/2"	Ⓜ
3/4" x 3-1/2"	Ⓜ



444 - COLONIAL

5/8" x 3-1/8"	Ⓜ	Ⓜ
5/8" x 3-1/4"	Ⓜ	Ⓜ



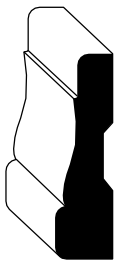
338 - HOWE

1" x 3-1/4"	Ⓜ
-------------	---



312 - BEADED

5/8" x 3"	Ⓜ
-----------	---



356 - COLONIAL

1/2" x 2-1/4"	Ⓜ	
9/16" x 2-1/4"	Ⓜ	
5/8" x 2-1/4"	Ⓜ	Ⓜ
11/16" x 2-1/4"	Ⓜ	



410 - CASING

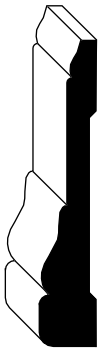
11/16" x 2-1/4"	Ⓜ
-----------------	---



003 - CASING
 11/16" x 3-1/4" | (M)



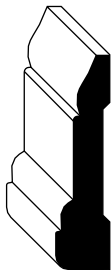
388 - CASING
 11/16" x 3-1/4" | (M)



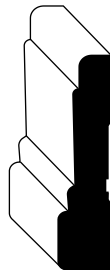
233 - CASING
 5/8" x 3-1/4" | (M)



72 - CASING
 11/16" x 3" | (M)



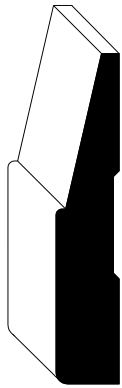
19 - MOULDED
 9/16" x 2-1/4" | (H) (M)



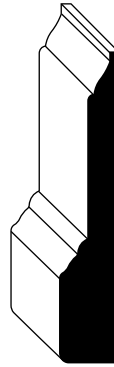
102D - STEP
 9/16" x 2-1/4" | (H)

KEY: (H) Hemlock (FJP) Fingerjoint Primed Pine (O) Oak (KA) Knotty Alder (M) MDF

CASING



7350 - CASCADE
11/16" x 3-1/2" | (M)



150 - CASING
5/8" x 3-1/4" | (H)



34 - STEP
5/8" x 3-1/4" | (FJP)



140 - MOULDED
5/8" x 2-1/2" | (H) (FJP)



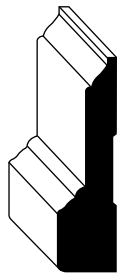
32 - STEP
5/8" x 2-1/4" | (FJP)



1208 - BEADED
 1 1/16" x 2-1/2" | **H** **FJP**



190 - TRADITIONAL
 5/8" x 2-1/4" | **H**
 5/8" x 2-1/2" | **FJP**



002 - CASING
 5/8" x 2-1/4" | **(M)**



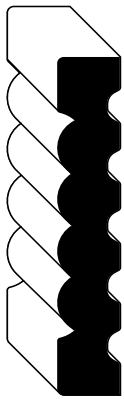
3005 - BEADED
 1/2" x 1-1/2" | **H**

KEY: **H** Hemlock **FJP** Fingerjoint Primed Pine **(M)** MDF

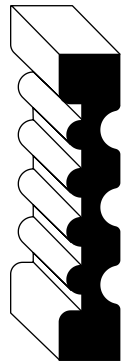
CASING



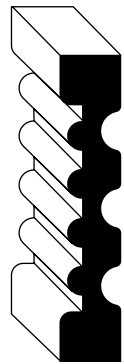
1003 - FLUTED
 5/8" x 3-3/8" | (M)



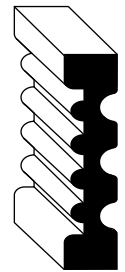
908 - REED
 5/8" x 3-1/4" | (M)




107 - FLUTE & REED
 11/16" x 3-1/4" | (FJP)



1001 - FLUTE & REED
 11/16" x 3-1/4" | (H)




109 - TRADITIONAL
 9/16" x 2-1/4" | (FJP)




3002 - BEVEL
1/2" x 2-1/4" H FJP
324 - BEVEL
1/2" x 2-1/4" O
214 - BEVEL
9/16" x 2-1/4" M



130 - SANITARY
9/16" x 2-1/4" H



3014 - STREAMLINE
7/16" x 2-1/4" H




3000 - BEVEL
1/2" x 1-1/2" H
1/2" x 1-1/2" FJP
324B - BEVEL
1/2" x 1-9/16" O
158 - BEVEL
9/16" x 1-9/16" M



110D - SANITARY
9/16" x 1-1/2" H

KEY: **H** Hemlock | **FJP** Fingerjoint Primed Pine | **O** Oak | **M** MDF

CASING




495 - E2E BULLNOSE

5/8" x 3-1/4"	Ⓜ
5/8" x 3-1/2"	Ⓚⓐ
11/16" x 3-1/2"	Ⓜ



473 - E2E BULLNOSE

9/16" x 2-1/4"	Ⓜ
----------------	---




472 - VG E2E BULLNOSE

5/8" x 2-1/4"	Ⓜ
---------------	---

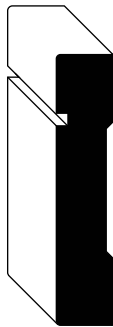
472 - E2E BULLNOSE

5/8" x 2-1/2"	Ⓚⓐ
---------------	----



433 - E2E BULLNOSE

9/16" x 3-1/4"	Ⓜ
11/16" x 3-1/4"	Ⓚⓐ




90 - MODERN

5/8" x 3"	Ⓜ
-----------	---



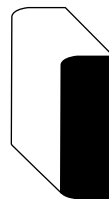
492 - CASING

1/2" x 2-1/2"	Ⓜ
---------------	---



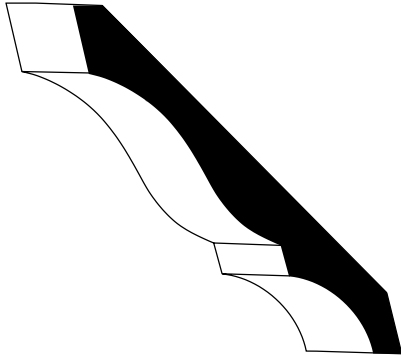
175 - VG E2E BULLNOSE

7/16" x 2-1/4"	Ⓜ
----------------	---



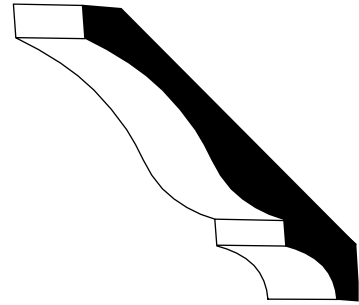
100D - E2E BULLNOSE

9/16" x 1-1/2"	Ⓜ
----------------	---



46 - CROWN

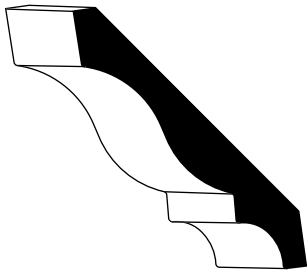
9/16" x 5-1/4" | (M)



48 - CROWN

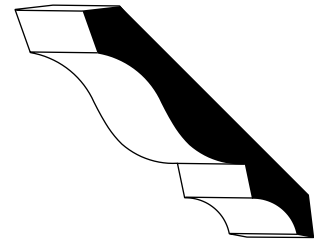
1/2" x 4-1/4" | (H)

9/16" x 4-1/4" | (M)



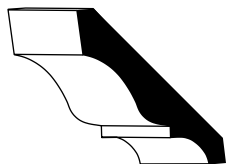
49 - CROWN

9/16" x 3-5/8" | (FJP) (M)



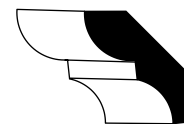
50 - CROWN

1/2" x 3-7/16" | (H)



54 - CROWN

1/2" x 2-1/4" | (H)

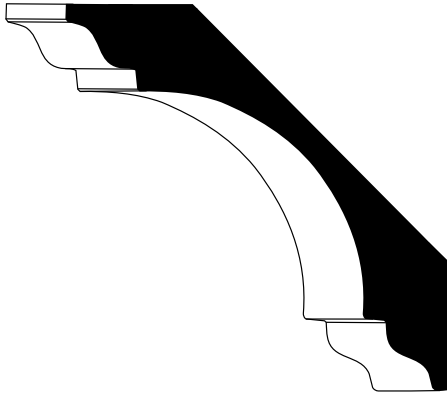


75 - BED MOULD

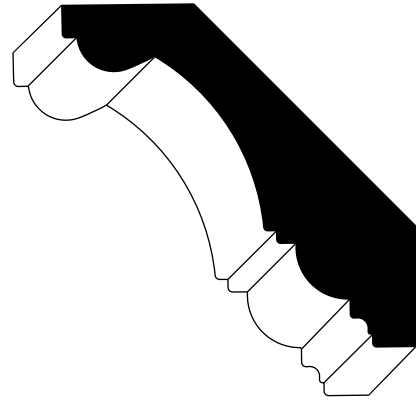
1/2" x 1-5/8" | (H)

KEY: (H) Hemlock (FJP) Fingerjoint Primed Pine (KA) Knotty Alder (M) MDF

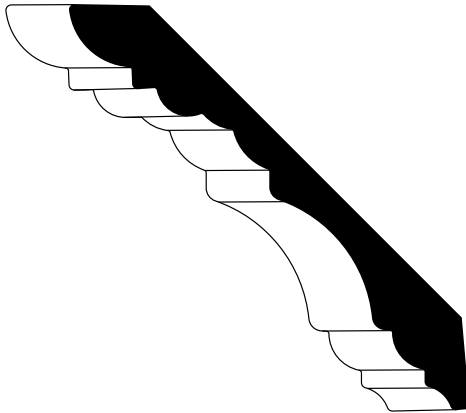
CROWN



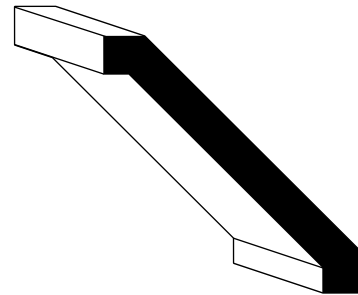
329 - CROWN
1-1/4" x 6-5/16" | (M)



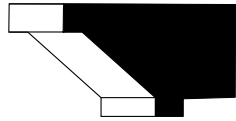
514 - CROWN
1-1/4" x 5-1/4" | (KA)



326 - CROWN
7/8" x 4-1/4" | (M)

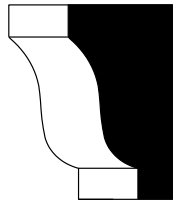


7363 - CASCADE
9/16" x 3-5/8" | (M)



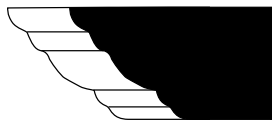
320 - LINTEL

1-3/16" x 2-1/4" | (M)



248 - CROWN

1-1/4" x 2-1/4" | (FJP)



911D - LINTEL

1-1/4" x 2-1/4" | (H)

KEY: (H) Hemlock (FJP) Fingerjoint Primed Pine (KA) Knotty Alder (M) MDF



696 - WINDOW STOOL

11/16" x 6-9/16" | (M)



7035 - CASCADE

5/8" x 3-1/2" | (M)



297 - CHAIR RAIL

11/16" x 3" | (M)



390 - CHAIR RAIL
 5/8" x 2-7/16" | **H**
 11/16" x 2-5/8" | **FJP**



300 - WAINSCOT CAP
 3/4" x 2" | **M**



163 - BASE CAP
 11/16" x 1-3/8" | **M**




292 - WAINSCOT CAP
 9/16" x 1-1/8" | **H**

KEY: **H** Hemlock | **FJP** Fingerjoint Primed Pine | **M** MDF




The finishing touches
to transform any room





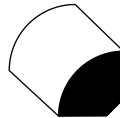
3228 - FULL ROUND
 1-1/2" | H



3226 - FULL ROUND
 1-5/16" | H



3212 - HALF ROUND
 3/4" | H



106 - QUARTER ROUND
 11/16" x 11/16" | FJP

3206 - QUARTER ROUND
 11/16" x 11/16" | H

105 - QUARTER ROUND
 3/4" x 3/4" | O



108 - QUARTER ROUND
 1/2" x 1/2" | FJP

3202 - QUARTER ROUND
 1/2" x 1/2" | H

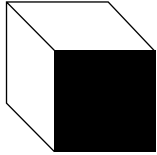


3201 - QUARTER ROUND
 3/8" x 3/8" | H

111S - QUARTER ROUND
 3/8" x 3/8" | KA



3200 - QUARTER ROUND
 1/4" x 1/4" | H



3517 - SQUARE

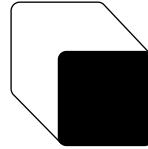
1-1/16" x 1-1/16" | **H**

360 - SQUARE

3/4" x 3/4" | **FJP**

239 - SQUARE

3/4" x 3/4" | **O**



3516 - E4E

11/16" x 11/16" | **H**



869 - BULLNOSE STOP

7/16" x 1-1/16" | **H**

887 - BULLNOSE STOP

3/8" x 1-1/4" | **O**

865 - BULLNOSE STOP

7/16" x 1-1/2" | **H**

866 - BULLNOSE STOP

7/16" x 1-5/16" | **H**

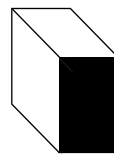
413 - BULLNOSE STOP

7/16" x 1-5/8" | **H**



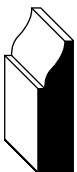
3428 - PARTING STRIP

7/16" x 11/16" | **H**



254 - PARTING STRIP

1/2" x 3/4" | **FJP**



936 - COLONIAL STOP

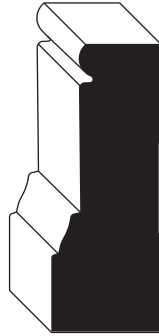
3/8" x 1-3/8" | **H**



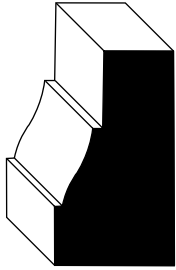
418 - OG STOP

7/16" x 1-1/8" | **H**

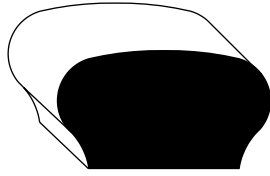
KEY: **H** Hemlock | **FJP** Fingerjoint Primed Pine | **KA** Knotty Alder | **O** Oak



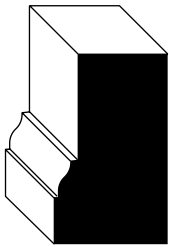
181 - BRICKMOULD
 1-1/4" x 3-1/4" | FJP




442 - SHAKE MOULD
 1-1/4" x 2-1/4" | H FJP




3507 - OVAL HAND RAIL
 1-1/4" x 2-1/4" | H FJP




180 - BRICKMOULD
 1-1/4" x 2" | H FJP KA



231 - HAND RAIL
 1-7/16" x 1-5/8" | H



204 - OUTSIDE CORNER
 1-1/4" x 1-1/4" | H




205 - OUTSIDE CORNER
 1-1/16" x 1-1/16" | O

205 - OUTSIDE CORNER
 1-1/8" x 1-1/8" | FJP



3280 - OUTSIDE CORNER
 1-1/16" x 1-1/16" | H




206 - OUTSIDE CORNER
 3/4" x 3/4" | FJP O



3282 - OUTSIDE CORNER
 11/16" x 11/16" | H

KEY: H Hemlock | FJP Fingerjoint Primed Pine | O Oak | KA Knotty Alder



264 - LATTICE
 1/4" x 2-1/4" | H



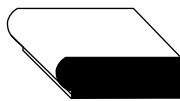
266 - LATTICE
 1/4" x 1-5/8" | H



267 - LATTICE
 1/4" x 1-3/8" | H
 9/32" x 1-3/8" | FJP

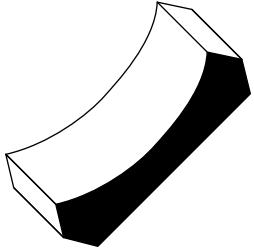


268 - LATTICE
 1/4" x 1-1/8" | H

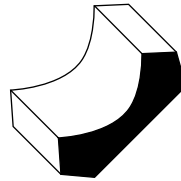


953 - OPEN TRIM
 7/16" x 1-5/16" | H KA
 7/16" x 1-3/8" | FJP M

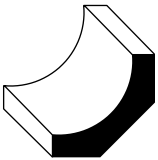
COVE



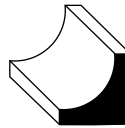
305 - COVE
 5/8" x 2-5/8" | **H**



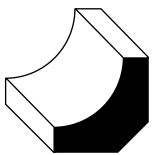
85 - COVE
 9/16" x 1-3/4" | **FJP**



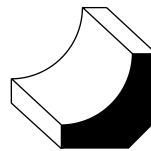
334 - COVE
 1/2" x 1-1/2" | **H**



93 - COVE
 3/4" x 3/4" | **FJP** **O**



3264 - COVE
 11/16" x 11/16" | **H**



3260 - COVE
 1/2" x 1/2" | **H**

KEY: **H** Hemlock **FJP** Fingerjoint Primed Pine **O** Oak **KA** Knotty Alder **M** MDF




1010 - PICTURE MOULD
 1 1/16" x 1-5/8" | H



440 - SHINGLE MOULD
 5/8" x 1-1/2" | H



705 - PANEL CAP
 3/4" x 1-1/8" | H



3288 - BASE SHOE
 7/16" x 1 1/16" | H

126 - BASE SHOE
 1/2" x 3/4" | FJP O





703 - PANEL CAP
 1/2" x 3/4" | H




3274 - SCREEN FLAT
 1/4" x 3/4" | H

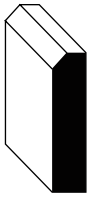
142 - SCREEN FLAT
 1/4" x 3/4" | FJP O




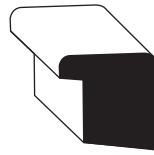
30 - BACKSPLASH
 5/8" x 3-1/2" | 





190 - COUNTER
 3/8" x 1-3/4" | 



33 - COUNTER
 3/8" x 1-1/2" | 



1021 - OS BACK BAND
 1-1/16" x 1-1/16" | 



995 - CANT STRIP
 3/4" x 3/4" | 

KEY:  Hemlock  Solid Pine  Fingerjoint Primed Pine  Oak





Elegance
is in the details



**T&G 1X4 VG -
FINGERJOINT FVGTG104FJ**
3/4" x 3-1/2" | **F**



**VERTICAL GRAIN
T&G 1X4 VFFVGTG104**
3/4" x 3-1/2" | **F**

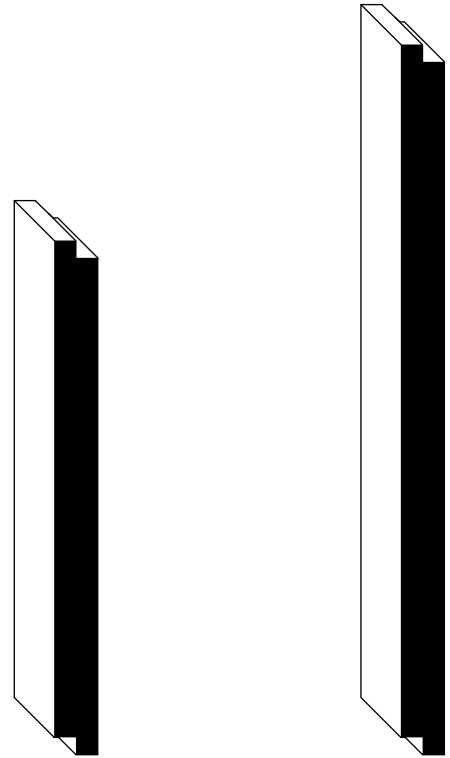


**PRIMED PINE
T&G 1X4 P3635804TG**
1/2" x 3-5/16" | **FJP**

**PRIMED PINE
T&G 1X6 P363106TG**
3/4" x 5-1/2" | **FJP**

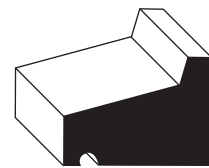


T&G MG HBP5804
5/8" x 3-1/2" | **H**




106SL - SHIP LAP
12mm x 5-1/2" | **M**

108SL - SHIP LAP
12mm x 7-1/4" | **M**



188 - DRIP CAP
1-1/16" x 1-5/8" | **H**




**352 - 90 DEGREE
CORNER**
1-1/4" x 3-1/4" | **FJP**


MDF BOARDS



E2E - 1/2 X 2 <hr/> 1/2" x 1-1/2" (M)	E2E - 1/2 X 5 <hr/> 1/2" x 4-1/2" (M)	
E2E - 1/2 X 3 <hr/> 1/2" x 2-1/2" (M)	E2E - 1/2 X 6 <hr/> 1/2" x 5-1/2" (M)	
E2E - 1/2 X 4 <hr/> 1/2" x 3-1/2" (M)	E2E - 1/2 X 8 <hr/> 1/2" x 7-1/4" (M)	E2E - 1/2 X 10 <hr/> 1/2" x 8-1/4" (M)



E2E - 1 X 2 <hr/> 11/16" x 1-1/2" (M)	E2E - 1 X 5 <hr/> 11/16" x 4-9/16" (M)	E2E - 1 X 8 <hr/> 11/16" x 7-1/4" (M)
E2E - 1 X 3 <hr/> 11/16" x 2-1/2" (M)	E2E - 1 X 6 <hr/> 11/16" x 5-1/2" (M)	E2E - 1 X 10 <hr/> 11/16" x 9-1/4" (M)
E2E - 1 X 4 <hr/> 11/16" x 3-1/2" (M)	E2E - 1 X 7 <hr/> 11/16" x 6-9/16" (M)	E2E - 1 X 12 <hr/> 11/16" x 11-1/4" (M)



E2E - 5/4 X 4 <hr/> 1" x 3-1/2" (M)
E2E - 5/4 X 6 <hr/> 1" x 5-1/2" (M)
E2E - 5/4 X 8 <hr/> 1" x 7-1/4" (M)

KEY: (H) Hemlock (FJP) Fingerjoint Primed Pine (F) Fir (M) MDF

FIR BOARDS



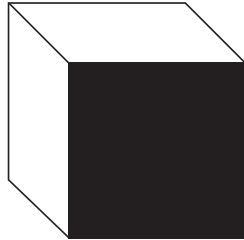
S4S - 1/2 X 4 VG
1/2" x 3-1/2" F
S4S - 1/2 X 6 VG
1/2" x 5-1/2" F
S4S - 1/2 X 8 VG
1/2" x 7-1/4" F




S4S - 1 X 2 VG	S4S - 1 X 5 VG	
3/4" x 1-1/2" F	3/4" x 4-9/16" F	
S4S - 1 X 3 VG	S4S - 1 X 6 VG	S4S - 1 X 10 VG
3/4" x 2-1/2" F	3/4" x 5-1/2" F	3/4" x 9-1/4" F
S4S - 1 X 4 VG	S4S - 1 X 8 VG	S4S - 1 X 12 VG
3/4" x 3-1/2" F	3/4" x 7-1/4" F	3/4" x 11-1/4" F



S4S - 5/4 X 4 VG
1" x 3-1/2" F
S4S - 5/4 X 6 VG
1" x 5-1/2" F
S4S - 5/4 X 8 VG
1" x 7-1/4" F



S4S - 2 X 2 MG
 1-1/2" x 1-1/2" | **F**



S4S - 2 X 3 VG
 1-1/2" x 2-1/2" | **F**

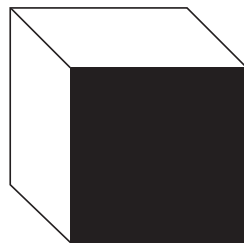
S4S - 2 X 8 VG
 1-1/2" x 7-1/4" | **F**

S4S - 2 X 4 VG
 1-1/2" x 3-1/2" | **F**

S4S - 2 X 10 VG
 1-1/2" x 9-1/4" | **F**

S4S - 2 X 6 VG
 1-1/2" x 5-1/2" | **F**

S4S - 2 X 12 VG
 1-1/2" x 11-1/4" | **F**



S4S - 4 X 4 MG
 3-1/2" x 3-1/2" | **F**

KEY: **F** Fir

FINGERJOINT PRIMED PINE BOARDS



S4S - 1/2 X 4	
1/2" x 3-1/2"	FJP
S4S - 1/2 X 6	
1/2" x 5-1/2"	FJP



S4S - 1 X 2 FJPR	S4S - 1 X 5 FJPR	
3/4" x 1-1/2" FJP	3/4" x 4-1/2" FJP	
S4S - 1 X 3 FJPR	S4S - 1 X 6 FJPR	S4S - 1 X 10 FJPR
3/4" x 2-1/2" FJP	3/4" x 5-1/2" FJP	3/4" x 9-1/4" FJP
S4S - 1 X 4 FJPR	S4S - 1 X 8 FJPR	S4S - 1 X 12 FJPR
3/4" x 3-1/2" FJP	3/4" x 7-1/4" FJP	3/4" x 11-1/4" FJP



S4S - 5/4 X 6	
1-1/8" x 5-1/2"	FJP
S4S - 5/4 X 8	
1-1/8" x 7-1/4"	FJP

HEMLOCK BOARDS



S4S - 1/2 X 4	
1/2" x 3-1/2"	H
S4S - 1/2 X 6	
1/2" x 5-1/2"	H



S4S - 1 X 2 VG 3/4" x 1-1/2" H	S4S - 1 X 5 VG 3/4" x 4-1/2" H	S4S - 1 X 8 VG 3/4" x 7-1/4" H
S4S - 1 X 3 VG 3/4" x 2-1/2" H	S4S - 1 X 6 VG 3/4" x 5-1/2" H	S4S - 1 X 10 VG 3/4" x 9-1/4" H
S4S - 1 X 4 VG 3/4" x 3-1/2" H	S4S - 1 X 7 VG 3/4" x 6-1/2" H	S4S - 1 X 12 VG 3/4" x 11-1/4" H




S4S - 1 X 2 MG 3/4" x 1-1/2" H	S4S - 1 X 5 MG 3/4" x 4-1/2" H	
S4S - 1 X 3 MG 3/4" x 2-1/2" H	S4S - 1 X 6 MG 3/4" x 5-1/2" H	S4S - 1 X 10 MG 3/4" x 9-1/4" H
S4S - 1 X 4 MG 3/4" x 3-1/2" H	S4S - 1 X 8 MG 3/4" x 7-1/4" H	S4S - 1 X 12 MG 3/4" x 11-1/4" H




S4S - 5/4 X 4 VG	
1" x 3-1/2"	H
S4S - 5/4 X 6 VG	
1" x 5-1/2"	H

KEY: H Hemlock FJP Fingerjoint Primed Pine

KNOTTY ALDER BOARDS



			E2E - 1 X 8 3/4" x 7-1/4" KA
E2E - 1 X 2 3/4" x 1-1/2" KA	E2E - 1 X 5 3/4" x 4-1/2" KA	E2E - 1 X 10 3/4" x 9-1/4" KA	
E2E - 1 X 3 3/4" x 2-1/2" KA	E2E - 1 X 6 3/4" x 5-1/2" KA	E2E - 1 X 10 EG 3/4" x 9-1/4" KA	
E2E - 1 X 4 3/4" x 3-1/2" KA	E2E - 1 X 7 3/4" x 6-1/2" KA	E2E - 1 X 12 3/4" x 11-1/4" KA	



E2E - 5/4 X 4 1" x 3-1/2" KA
E2E - 5/4 X 6 1" x 5-1/2" KA
E2E - 5/4 X 8 1" x 7-1/4" KA



S4S - 1/4 X 2 1/4" x 1-1/2" POP	S4S - 1/4 X 5 1/4" x 4-1/2" O
S4S - 1/4 X 3 1/4" x 2-1/2" POP	S4S - 1/4 X 6 1/4" x 5-1/2" POP
S4S - 1/4 X 4 1/4" x 3-1/2" O POP	S4S - 1/4 X 8 1/4" x 7-1/4" POP



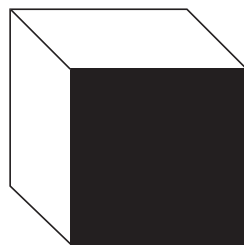
S4S - 1/2 X 2 1/2" x 1-1/2" O POP	
S4S - 1/2 X 3 1/2" x 2-1/2" O POP	S4S - 1/2 X 6 1/2" x 5-1/2" O POP
S4S - 1/2 X 4 1/2" x 3-1/2" O POP	S4S - 1/2 X 8 1/2" x 7-1/4" O POP

KEY: KA Knotty Alder O Oak POP Poplar

HARDWOOD BOARDS

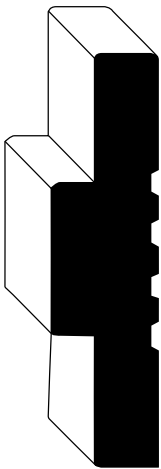


<p>S4S - 1 X 2</p> <p>3/4" x 1-1/2" </p>	<p>S4S - 1 X 3</p> <p>3/4" x 2-1/2" </p>	<p>S4S - 1 X 6</p> <p>3/4" x 5-1/2" </p>	<p>S4S - 1 X 10</p> <p>3/4" x 9-1/4" </p>
<p>S4S - 1 X 4</p> <p>3/4" x 3-1/2" </p>	<p>S4S - 1 X 8</p> <p>3/4" x 7-1/4" </p>	<p>S4S - 1 X 12</p> <p>3/4" x 11-1/4" </p>	



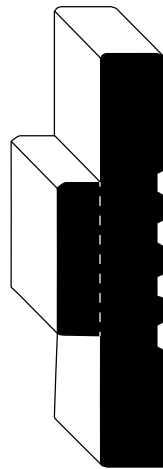
<p>S4S - 2 X 2</p> <p>1-1/2" x 1-1/2" </p>

KEY: Hemlock Solid Pine Fingerjoint Primed Pine Knotty Alder

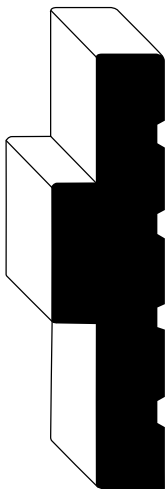


4-9/16 - INT JAMB
 1-1/4" x 4-9/16" | H SP EJP KA

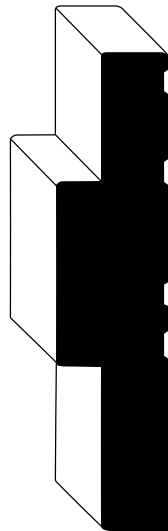
4-9/16 - INT JAMB COMBINATION
 1-1/4" x 4-9/16" | KA



4-9/16 - INT JAMB APPLIED STOP
 1-1/4" x 4-9/16" | SP O



4-13/16 - INT JAMB COMBINATION
 1-1/4" x 4-13/16" | H EJP KA



5-1/4 - INT JAMB COMBINATION
 1-1/4" x 5-1/4" | H EJP KA

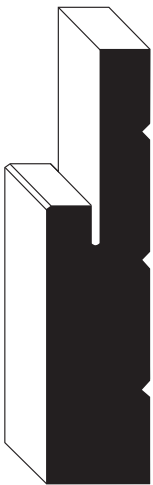
KEY: O Oak POP Poplar B Birch C Cherry W Walnut MPL Maple



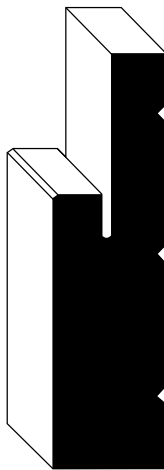
**7-1/4 - INT JAMB
COMBINATION**
1-1/4" x 7-1/4" | H FJP KA



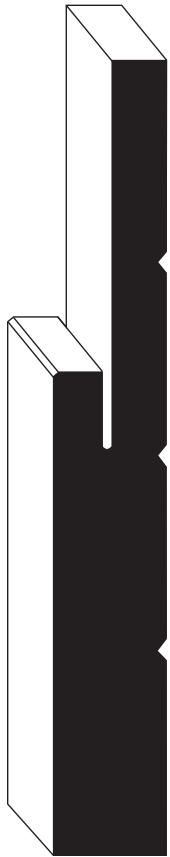
6-9/16 - INT JAMB
1-1/4" x 6-9/16" | H SP FJP KA



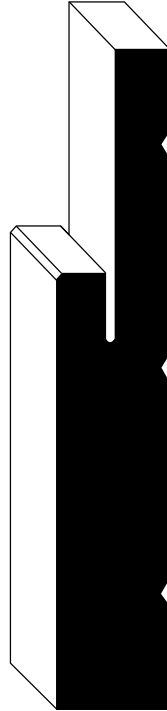
5-1/4 - EXT JAMB
1-1/4" x 5-1/4" | H FJP



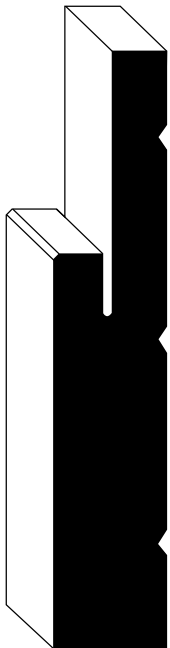
4-9/16 - EXT JAMB
1-1/4" x 4-9/16" | H FJP KA



8-7/8 - EXT FRAME
 1-1/4" x 8-7/8" | H FJP



7-1/4 - EXT JAMB
 1-1/4" x 7-1/4" | H FJP KA



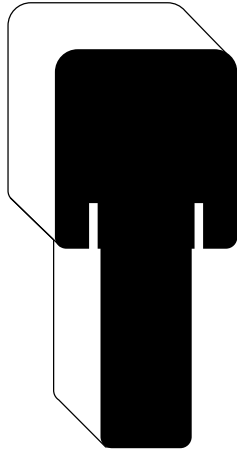
6-9/16 - EXT JAMB
 1-1/4" x 6-9/16" | H FJP KA



4-9/16 - INT FLAT
 11/16" x 4-9/16" | H FJP KA

4-13/16 - INT FLAT
 11/16" x 4-13/16" | FJP

KEY: H Hemlock SP Solid Pine FJP Fingerjoint Primed Pine KA Knotty Alder



MULLION


1" x 4-3/8"

H FJP KA

MULLION

1-1/2" x 4-3/8"


FJP KA



INTERIOR ASTRAGAL

1-3/8"

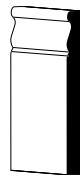
H SP KA



EXTERIOR ASTRAGAL

1-3/4"

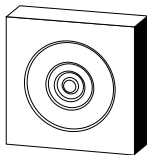
H KA



PLINTH

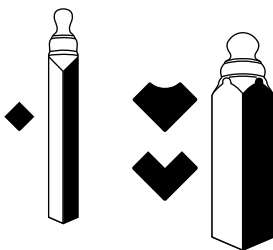
MDF Plinth Block	HCPBMDFP	3-1/2" x 6-1/2"	M
Plinth Block	HCPB	3-1/2" x 6-1/2" x 3/4"	KA
Plinth Block	HCPBS	2-1/2" x 4"	KA

ROSETTE



MDF Rosette Square Corner	HCSCMDF2	2-3/4" x 2-3/4" x 3/4"	M
MDF Rosette Square Corner	HCSCMDF3	3-1/2" x 3-1/2" x 3/4"	M
Rosette Square Corner	HCSCSGS	2-3/4" x 2-3/4" x 3/4"	KA
Rosette Square Corner	HCSCSG	3-1/2" x 3-1/2" x 3/4"	KA
Fluted Rosette	HC101R	3-1/2" x 3-1/2"	KA
Fluted Rosette	HC109R	2-1/2" x 2-1/3"	KA

UNIVERSAL BASE CORNERS



Universal Base Inside Corner	HCUBI	7-1/4"	H
Universal Base Outside Corner	HCUBO	7-1/4"	H
Universal Base Outside Corner Radius	HCUBOR	7-1/4"	H
Universal Base Inside Corner	HC388UISC	7-1/4"	KA
Universal Base Outside Corner	HC389UOSC	7-1/4"	KA

KEY: H Hemlock SP Solid Pine FJP Fingerjoint Primed Pine KA Knotty Alder M MDF

Builders
® CHOICE

